

DRAWING MADE IN THIRD ANGLE PROJECTION

THIS DRAWING IS UNPUBLISHED.

RELEASED FOR PUBLICATION

, 19

© COPYRIGHT 19

BY AMP INCORPORATED. ALL INTERNATIONAL RIGHTS RESERVED.

MOD 23 LOC BD DIST 39

P F

ZONE LTR

B REDRAWN

REVISIONS

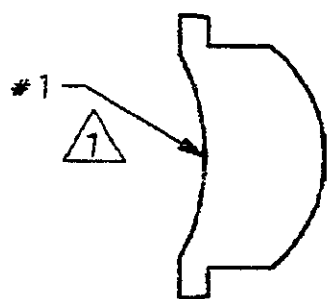
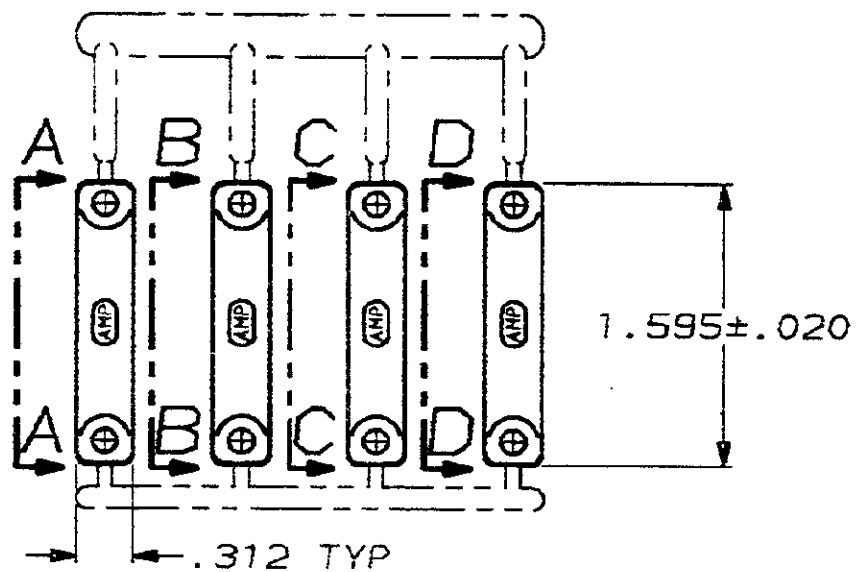
DESCRIPTION

DATE

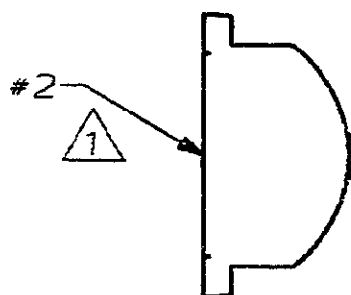
APPD

4/23/91

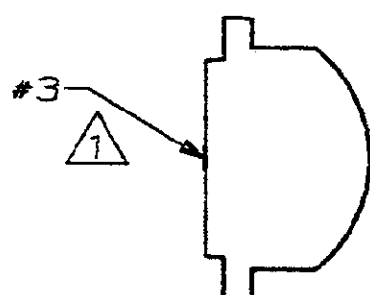
-



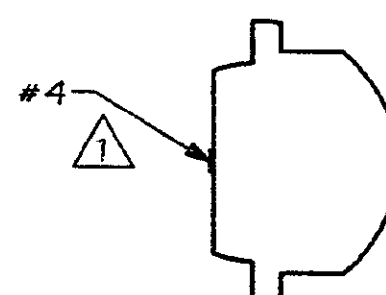
VIEW A-A



VIEW B-B



VIEW C-C



VIEW D-D

1 MOLDDED CHARACTER FOR IDENT, .125 MAX HIGH APPROXIMATELY CENTERED ON THIS END.

206511-1

PART NUMBER

DO NOT SCALE PRINT.
UNLESS SPECIFIED
DIMENSIONS IN INCHES
TOLERANCES ON:
2 PLC DEC * -
3 PLC DEC * .005
ANGLES * -

MATERIAL
THERMOPLASTIC
BLACK

FINISH

-

DR 4/23/91
A GRAFF
CHK 3-4-92
W. LENKER

APPD 3-4-92
K. BEAVER

APPD 3-4-92
C. RHOE

PRODUCT SPEC

-

APPLICATION SPEC

-

WEIGHT -

AMP AMP Incorporated
Harrisburg, PA 17105-3608

NAME
CABLE CLAMP INSERT, (FOR LARGE BODY)-
SHELL SIZE 23, CPC

SIZE B CAGE CODE 00779 DRAWING NO 206511

SCALE 1:1 SHEET 1 OF 1